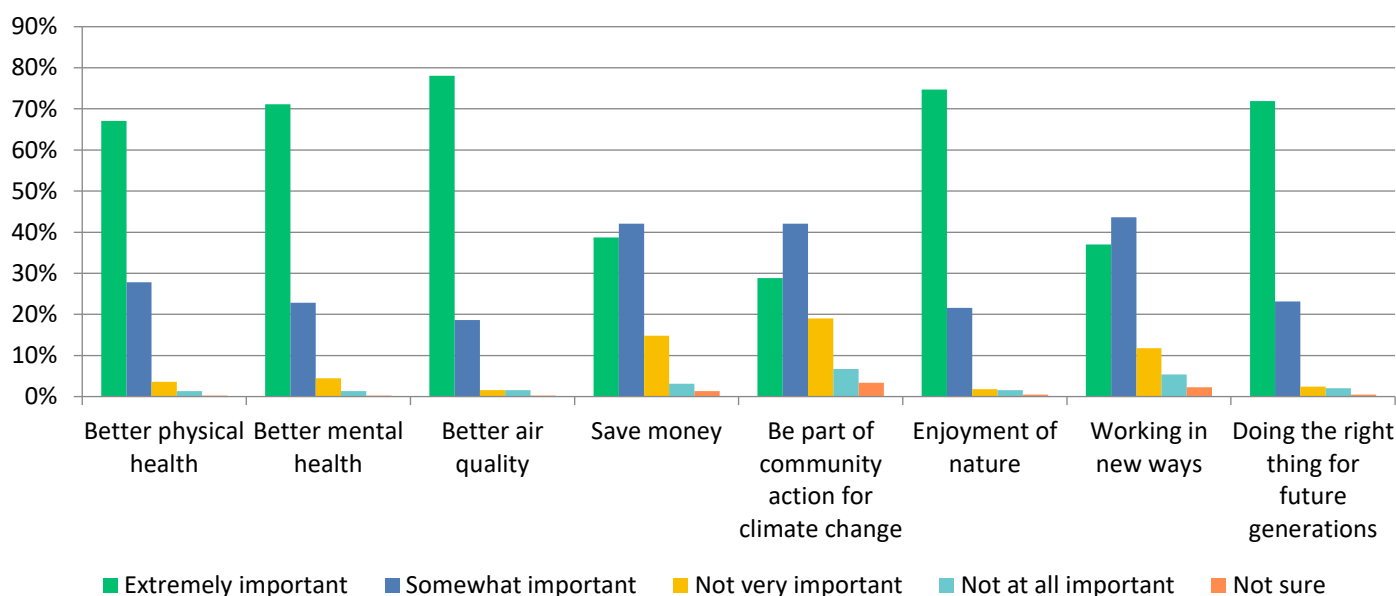


Doncaster Talks: Environment (Oct/Nov 2020)

Summary of responses

- 451 responses received
- 98% of respondents are extremely or somewhat aware of 'climate change' and 'global warming'
- 61% said tackling climate change is extremely important to them, 30% said it is somewhat important
- When asked what information would be useful to them, the top themes respondents cited were **general information** (e.g. more practical tips, residents information pack), information about **waste and recycling**, information about how to make good choices regarding **products and companies** to use and information about **local groups or initiatives** such as organised fly tipping.
- Majority of participants said that the benefits listed are extremely important:

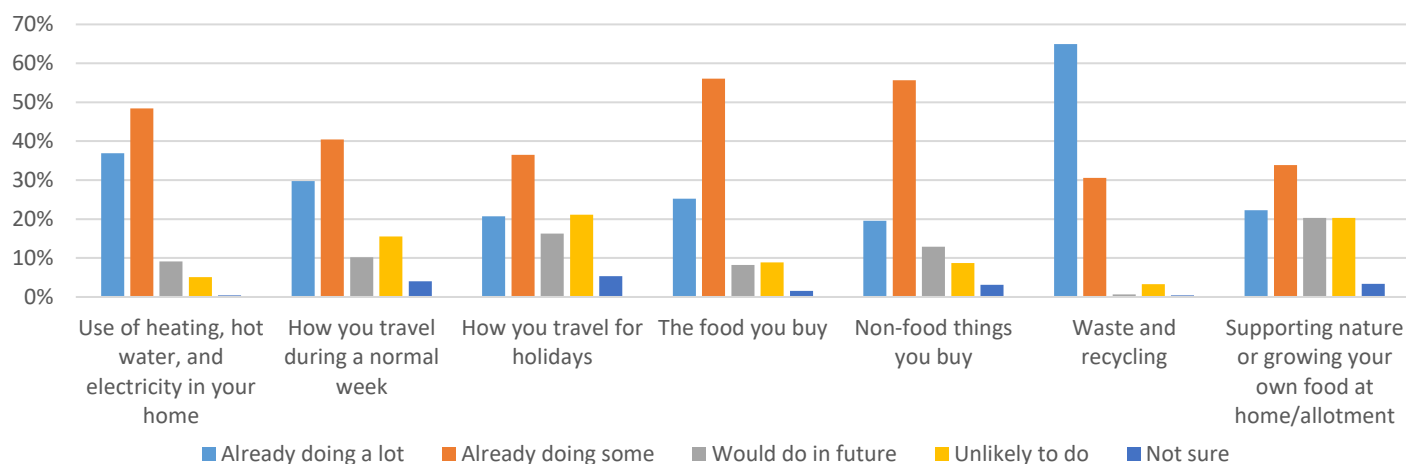


- 87% of respondents agree or strongly agree with the need for big changes to address climate change
- When asked whether Doncaster should target resources on a few specific areas in the borough or spread resources evenly across all areas, respondents placed the emphasis almost halfway between the two options, but slightly closer to spreading resources evenly across the borough
- A question about balancing priorities, with house building given as the example, elicited the following responses:

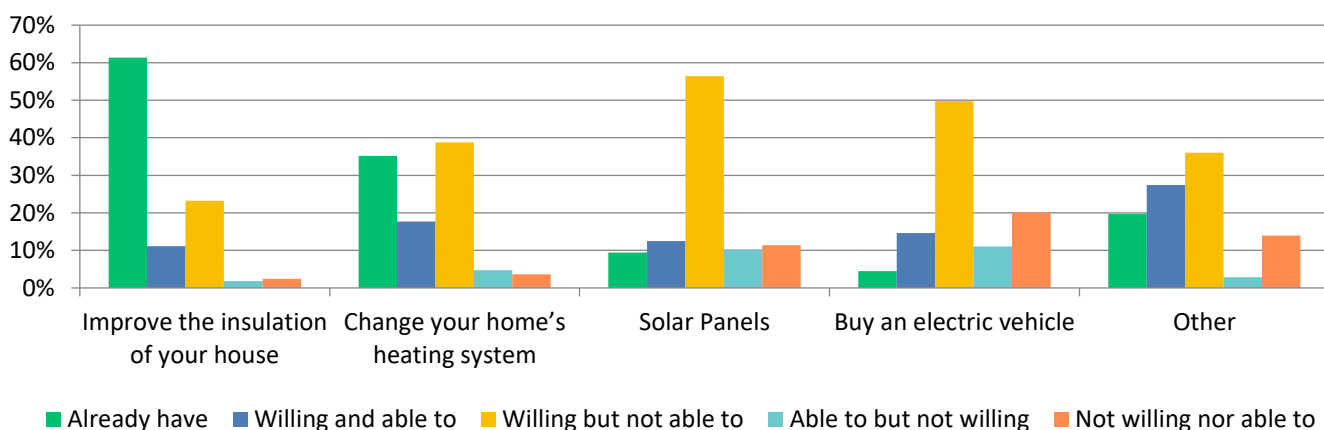
The council should focus on improving the energy efficiency of its existing Council houses and building new homes to high environmental standards.	63%
The council should focus on building many new homes, complying only with minimum legal building standards.	9%
We should say no to building developments that are not at the highest environmental standards even if this results in those developments not going ahead.	63%

- 75% of respondents think they have enough information to take action in response to climate change

- Majority of participants are already doing a lot or already doing something in relation to the climate change related changes listed:



- A large proportion of respondents (61%) said that they have already made changes to improve the insulation of their homes. Similar proportions of respondents said they have already made changes to their homes heating system (35%) and that they are willing but not able to (39%). Majority of respondents said that they are willing but not able to spend money on solar panels, an electric vehicle or other measures in response to climate change.



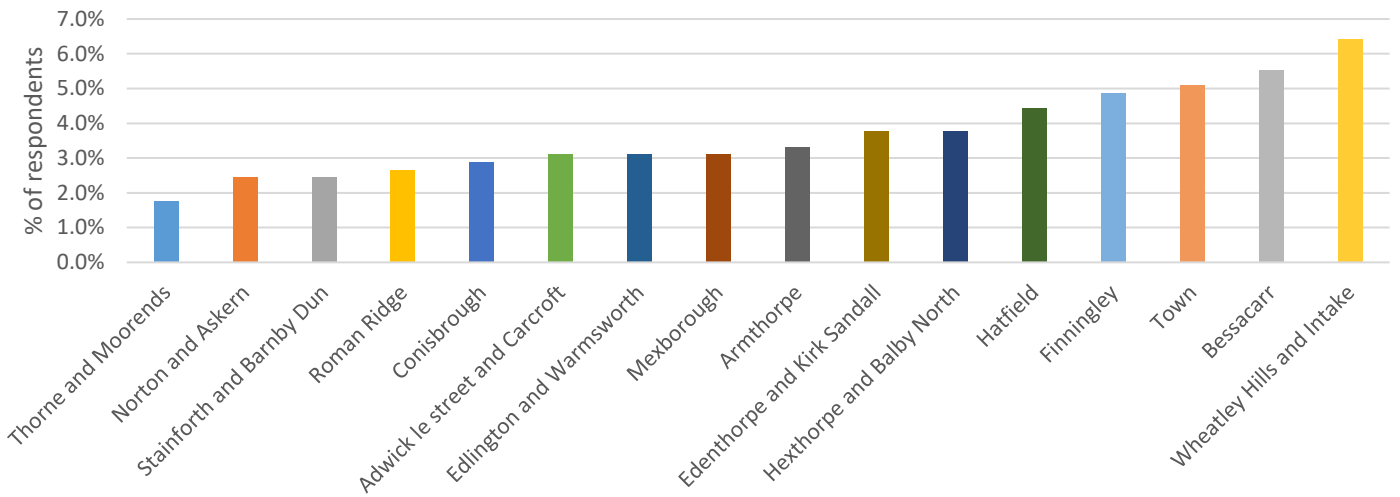
The most examples of examples of other things respondents would be willing to spend money on fell in to the following three categories: changing **travel or transport** behaviours, changing their **energy and utility usage** in their homes and buy different **products** or using **businesses** differently (e.g. buying less plastic items).

- 88% of respondents agree or strongly agree with the new naturalisation approach being trialled
- Majority of respondents (47%) chose the option for more cameras in 'hotspot' areas to help reduce fly-tipping across the Borough. When asked to specify "Other" options for addressing fly-tipping, the most frequently quoted themes were increased **access to Household Waste and Recycling Centres**, better and stronger **enforcement**, more **information** about where and how to dispose of rubbish correctly (including information about how to choose a waste disposal company) and free/better published **waste collection** (particularly for large/bulky items).
- When asked to rank policy areas in order of importance, respondents provided the following ranking:

Average	Rank	Policy Area
3.20	1	Health and wellbeing
3.64	2	Education and skills
3.89	3	Economy (Business and jobs)
3.92	4	Community and safety
3.95	5	Environment and climate change
5.41	6	Housing
5.45	7	Transport and infrastructure
6.63	8	Arts and culture

(Due to the way the question is asked – number 1 is a high rank – a lower average indicates a higher rank)

- Respondents quoted the following themes the most when asked how they could contribute to improving Doncaster: **waste, recycling and litter** (including being better at recycling and litter picking), being involved in **local initiatives and groups** and **miscellaneous** responses (including respecting and taking pride in the place I live and its appearance, continue to minimise my environmental impact and ensuring I reduce my carbon footprint).
- Similarly, when asked what would encourage them to offer their time to help keep the local area clean and improve the environment, respondents quoted **organised community activities** the most, with the next highest category being that they **already do or would do if they could**. The third most frequently quoted category was **others being accountable** (for example, offenders being dealt with properly or other members of the public helping too).
- Ward distribution of respondents is as follows, however it is important to note that this is only based on complete post codes entered correctly (79% of respondents):



- Age distribution of respondents is as follows, with 60% of respondents identifying as female and 36% identifying as male:

